

WHEEL LOADER



Specifications

Operating weight	4500 kg
Engine power	44 kW (60 HP)
Bucket capacity	0.8-1.2 m ³
Tipping load, straight	3300 kg
Total height (top of cab)	2.48 m

Features

- ▶ Transverse-mounted diesel engine, high performance, minimized fuel consumption, low emissions
- ▶ Hydrostatic travel drive, high traction power, infinitely variable speed control by driving automatics, optimum driving performance in all ground conditions, wear-free braking
- ▶ Overall height of less than 2.50 m providing a broader application range
- ▶ Outstanding manoeuvrability thanks to all-wheel steering
- ▶ Powerful hydraulics, high lifting and ripping forces
- ▶ Excellent parallel kinematics for synchronized parallel operation of bucket and fork lift attachment over the entire lifting height
- ▶ Multi-function joystick for intuitive control
- ▶ Wide range of proven working tools
- ▶ Convincing serviceability, long maintenance intervals

WORKS FOR YOU.™

SPECIFICATIONS

ENGINE

Manufacturer, model	Deutz, D 2011 L04 W
Type	4-cylinder diesel engine, EC phase III A, EPA Interim Tier 4
Combustion	4-stroke cycle, direct fuel injection
Displacement	3620 cm ³
Net power rating at 2200 rpm (ISO 9249)	44 kW (60 hp)
Cooling system	Water

ELECTRICAL SYSTEM

Nominal voltage	12 V
-----------------	------

Lighting system in compliance with German and European standards

POWER TRANSMISSION

Hydrostatic drive, closed circuit, independent from loader hydraulics. Perfected driving automatics, automatic adjustment of drawbar pull and speed. Hydraulic motor power shift providing two speed ranges. Infinitely variable speed control forward and reverse. 4-wheel drive from reduction gear on rear axle via cardan shaft to front axle. Brake inching pedal.

2 speed ranges:

"Low"	0-7 kph
"High"	0-20 kph

AXLES

Front: Rigidly mounted planetary drive steering axle with integrated center-mounted drum brake. Limited slip-type differential.

Rear: Oscillating (with cushioning) planetary drive steering axle, with integrated reduction gear. Limited slip-type differential.

Angle of oscillation	±12°
----------------------	------

TIRES

Standard	12.5-20 MPT TL 10PR MPT-04
----------	----------------------------

BRAKES

Service brake:	Service brake: Hydraulically actuated center-mounted drum brake, acting on all 4 wheels via 4-wheel drive.
Auxiliary brake:	Hydrostatic drive provides dynamic braking.
Parking brake:	Mechanically actuated center-mounted drum brake on front axle.

STEERING

All-wheel steering, oil supply via Load-Sensing priority valve, quick and easy steering even at engine idle-running speed.

Steering angle	40°
----------------	-----

FLUID CAPACITIES

Fuel tank	70 l
Hydraulic system (incl. tank)	55 l

OPERATING DATA, STANDARD EQUIPMENT

Operating weight (ISO 6016)	4500 kg
Tipping load (ISO 14397-1)	3300 kg
Total length, bucket on ground	5045 mm
Total width	1850 mm
Turning radius at outside bucket edge	3780 mm
Turning radius at outside edge of tires	2575 mm
Wheelbase	1995 mm
Total height (top of cab)	2480 mm



HYDRAULIC SYSTEM

Pump capacity	64 l/min
Working pressure	250 bar

Control unit: Proportional hydraulic valve with 3 control circuits. Simultaneous, independent control of all movements. Single, four-way control lever (multi-function lever) for tilt and lift cylinder with integrated travel direction selector switch and switch for additional control circuit. Float position in control circuit "Lowering", mechanically operated. Additional control circuit including quick couplers and continuous operation function provided optionally.

LOADER FRAME

Loader installation featuring true parallel linkage and integrated mechanical (optionally hydraulic) quick-attach system.

General-purpose bucket (ISO 7546)	0.80 m ³
Lift capacity at ground level (ISO 14397-2)	48,000 N
Breakout force at bucket edge (ISO 14397-2)	45,000 N

FORK LIFT ATTACHMENT

Operating load over the total lift and steering range	2100 (2300*) kg
Operating load in transport position, approx. 300 mm above ground level, total steering range	2500* kg
Width of fork carrier	1240 mm
Length pallet forks (100x45 mm)	1100 mm
Stability factor	1.25

Operating load determined on level ground = 80 % of tipping load, articulated

CAB

Rubber-mounted full-vision steel cab, ROPS (EN ISO 3471) and FOPS** (EN ISO 3449) certified.

Cab featuring one door, electric windshield intermittent wipers and washer (front and rear), tinted panoramic safety glass. Right window with 180° aperture angle, lockable for ventilation.

Driver's seat MSG85 Vinyl (standard version) with hydraulic cushioning and lap belt, weight-adjustable, in compliance with ISO 7096 and ISO 6683.

Air conditioning and radio pre-installation.

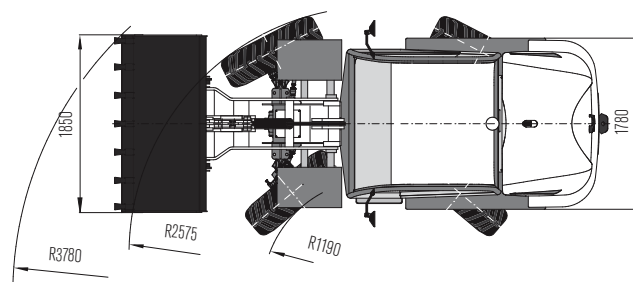
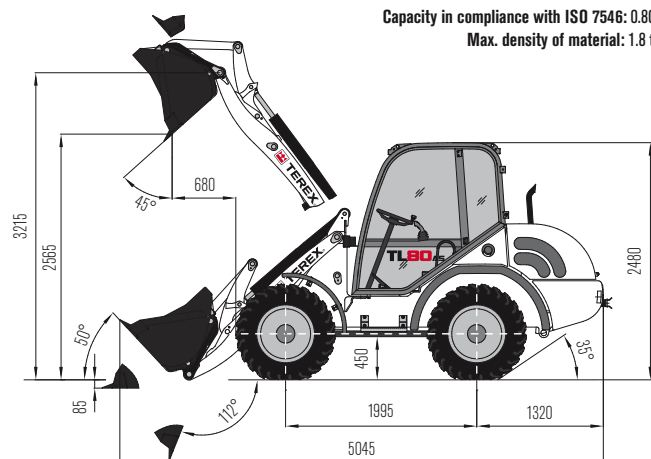
Sound level values in compliance with EC-directives.

*With additional rear weights

**FOPS-approved only with skylight guard (optional)

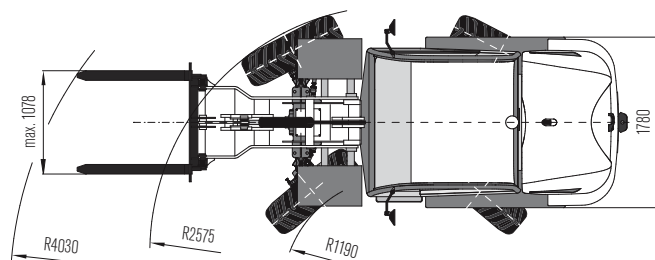
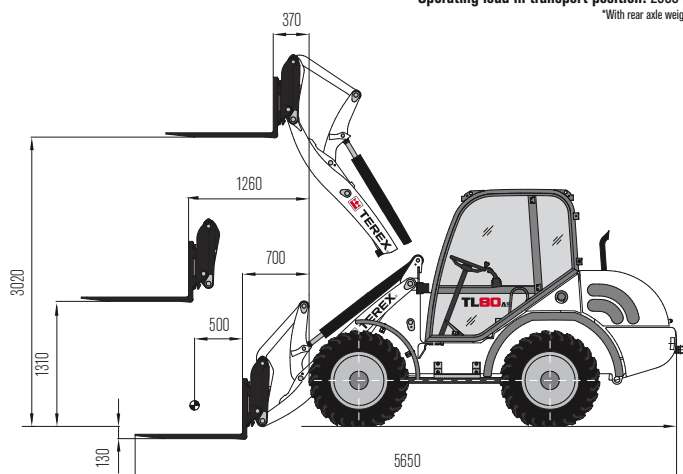
DIMENSIONS GENERAL-PURPOSE BUCKET

Capacity in compliance with ISO 7546: 0.80 m³
Max. density of material: 1.8 t/m³



FORK LIFT ATTACHMENT

Operating load over total lift range: 2100 (2300*) kg
Operating load in transport position: 2500 kg
*With rear axle weights



BUCKET TYPE

- General-purpose bucket, quick-attach system (QAS), teeth
- General-purpose bucket, QAS, bolt-on cutting edge
- Earth bucket, QAS, teeth
- Earth bucket, QAS, bolt-on cutting edge
- Light-material bucket, bolt-on cutting edge
- Light-material bucket, bolt-on cutting edge
- Multi-purpose bucket, QAS
- Side-dump bucket, QAS, without teeth
- High-tip bucket, QAS, without teeth
- Quarry bucket, QAS

Capacity	Density	Width	Dump height
0.80 m ³	1.8 t/m ³	1850 mm	2515 mm
0.80 m ³	1.8 t/m ³	1850 mm	2525 mm
0.90 m ³	1.6 t/m ³	1850 mm	2500 mm
0.90 m ³	1.6 t/m ³	1850 mm	2460 mm
1.00 m ³	1.2 t/m ³	1850 mm	2450 mm
1.20 m ³	0.8 t/m ³	1950 mm	2410 mm
0.75 m ³	1.6 t/m ³	1850 mm	2540 mm
0.70 m ³	1.8 t/m ³	1850 mm	2465 mm
0.70 m ³	1.2 t/m ³	1850 mm	3555 mm
0.70 m ³	1.8 t/m ³	1850 mm	2545 mm

EXAMPLES OF MATERIAL DENSITIES

Granite, basalt, sand (damp), gravel (damp), slate:	1.8 - 2.2 t/m ³	Topsoil, clay, mineral coal:	1.1 - 1.6 t/m ³
Sandstone, gypsum, limestone, soil (damp), sand (dry), gravel (dry):	1.5 - 1.8 t/m ³	Wood chips (dry), compost, coke:	0.2 - 1.0 t/m ³

OPTIONAL EQUIPMENT

TIRES

405/70 R 18 EM 01 Mitas

340/80 R 20 XMCL Michelin

Non-standard tires available on request

FRONT ATTACHMENTS

General-purpose bucket* 0.80 m³

Earth bucket* 0.90 m³

Light-material bucket* 1.00 m³

Light-material bucket* 1.20 m³

Side-dump bucket* 0.70 m³

High-tip bucket* 0.70 m³

Multi-purpose bucket* 1.05 m³

Quarry bucket 0.75 m³

Compost bucket 0.70 m³

Front ripper with 4 prongs

Fork lift attachment: Fork carrier, 1240 mm wide

Forks, 1100 mm long, 100 mm wide, 45 mm high

Load hook, attachable on fork arms

Load hook integrated in quick-attach system

Crane jib with rigid arm

Crane jib, telescopic (mechanical)

Sweeper, snow blade

*optionally with bolt-on cutting edge

DRIVER'S STAND

Operator's seat MSG 85 (comfort version), hydraulic damping, backrest, headrest, weight-adjustable, lap belt

Air-cushioned operator's seat MSG 95 (premium version) with orthopedic lumbar support, extra-high backrest, adjustable armrests, headrest, seat and backrest heating

ENGINE

Diesel exhaust cleaner

Catalyst

HYDRAULIC SYSTEM

Open return

Hydraulic outlet for front hand-held hammer

Third control circuit, mechanically/hydraulically actuated

CAB

FOPS-skylight guard

Independent diesel heating with timer

2 front working floodlights

Yellow beacon

2 rear working floodlights

OTHER OPTIONAL EQUIPMENT

Additional rear weights

Anti-theft device (immobilizer)

Filling with biodegradable hydraulic oil, ester-based, BIO-E-HYD-HEES

Pilot-controlled hose-rupture valves for lift and tilt cylinders

Electrical tank refilling pump

Ride control system

Fan guard

Battery disconnecter

Back-up alarm for reverse travel

Further optional equipment available on request

www.terex.com/construction

Effective Date: February 2011. Product specifications and prices are subject to change without notice or obligation. The photographs and/or drawings in this document are for illustrative purposes only. Refer to the appropriate Operator's Manual for instructions on the proper use of this equipment. Failure to follow the appropriate Operator's Manual when using our equipment or to otherwise act irresponsibly may result in serious injury or death. The only warranty applicable to our equipment is the standard written warranty applicable to the particular product. Terex makes no other warranty, express or implied. Products and services listed may be trademarks, service marks or trade-names of Terex Corporation and/or its subsidiaries in the USA and other countries. All rights are reserved. "Terex" is a registered trademark of Terex Corporation in the USA and many other countries.

Copyright © 2013 Terex Corporation (R4_241013)

Ref. no.: TEREX568EN

Terex Compact Germany GmbH

Kraftwerkstrasse 4

D-74564 Crailsheim

Tel: +49 (0)7951 / 9357-0

Fax : +49 (0)7951 / 9357-671

construction@terex.com

www.terex.com



TEREX®

WORKS FOR YOU.™